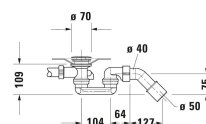
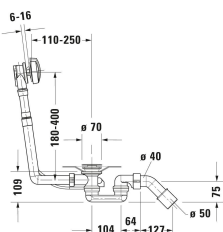
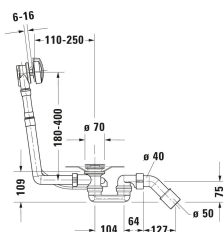


Universal Waste and overflow # 790225000001000

| < 400 mm > |



Waste and overflow	Dimension	Weight	Order number
Circular with recessed grip, Bowden cable length: 530 mm, Diameter waste plug: 52 mm			
Colors			
10 Chrome			
Variant			
Chrome		0.850 kg	790225000001000
Suitable products			
Bathtub Rectangular, Type of installation: built-in, White, Sanitary acrylic, Number of backrests: 1 Variable, Overflow: Yes, Waste outlet position: Foot end, Left, Right, Overflow position: Foot end, Capacity: 95 l, Internal depth: 400 mm, Height with panel: 550 mm, 1500 x 750 mm	1500 x 750 mm		700095
Bathtub Rectangular, Type of installation: built-in, White, Sanitary acrylic, Number of backrests: 1 Variable, Overflow: Yes, Waste outlet position: Foot end, Overflow position: Foot end, Capacity: 110 l, Internal depth: 400 mm, Height with panel: 550 mm, 1700 x 700 mm	1700 x 700 mm		700098
Bathtub Rectangular, Type of installation: built-in, White, Sanitary acrylic, Number of backrests: 1 Variable, Overflow: Yes, Waste outlet position: Foot end, Overflow position: Foot end, Capacity: 100 l, Internal depth: 400 mm, Height with panel: 550 mm, 1600 x 700 mm	1600 x 700 mm		700096
Bathtub Rectangular, Type of installation: built-in, White, Sanitary acrylic, Number of backrests: 1 Variable, Overflow: Yes, Waste outlet position: Foot end, Overflow position: Foot end, Capacity: 120 l, Internal depth: 400 mm, Height with panel: 550 mm, 1700 x 750 mm	1700 x 750 mm		700100

All drawings contain the necessary measurements which are subject to standard tolerances. They are stated in mm and are non-binding. Exact measurements, in particular for customised installation scenarios, can only be taken from the finished piece.