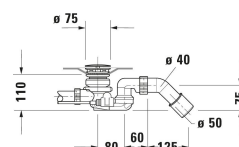
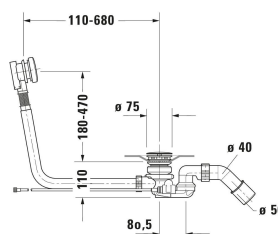
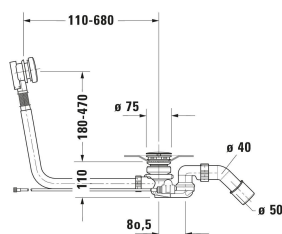


Universal Waste and overflow with inlet # 791230000001000

| < 440 mm > |



Waste and overflow with inlet	Dimension	Weight	Order number
Base inlet, Quadroval, Bowden cable length: 1070 mm, Diameter waste plug: 52 mm			
Colors			
00 White Alpin			
Variant			
Chrome		1.800 kg	791230000001000
Suitable products			
Connecting hose Waste and overflow with inlet, width/length: 1500 mm, Dimension of connection hose: 3/4", 1500 x 30 mm	1500 x 30 mm		790166
Bathtub Trapezoidal, Type of installation: built-in, White, Sanitary acrylic, Number of backrests: 1 Left, Overflow: Yes, Waste outlet position: Middle, Overflow position: Middle, Capacity: 235 l, Internal depth: 460 mm, 1700 x 1300 mm	1700 x 1300 mm		700214
Bathtub Trapezoidal, Type of installation: built-in, White, Sanitary acrylic, Number of backrests: 1 Right, Overflow: Yes, Waste outlet position: Middle, Overflow position: Middle, Capacity: 235 l, Internal depth: 460 mm, 1700 x 1300 mm	1700 x 1300 mm		700215
Bathtub Trapezoidal, Type of installation: built-in, White, Sanitary acrylic, Number of backrests: 1 Left, Overflow: Yes, Waste outlet position: Middle, Overflow position: Middle, Capacity: 315 l, Internal depth: 460 mm, 1800 x 1400 mm	1800 x 1400 mm		700216
Bathtub Trapezoidal, Type of installation: built-in, White, Sanitary acrylic, Number of backrests: 1 Right, Overflow: Yes, Waste outlet position: Middle, Overflow position: Middle, Capacity: 315 l, Internal depth: 460 mm, 1800 x 1400 mm	1800 x 1400 mm		700217

All drawings contain the necessary measurements which are subject to standard tolerances. They are stated in mm and are non-binding. Exact measurements, in particular for customised installation scenarios, can only be taken from the finished piece.