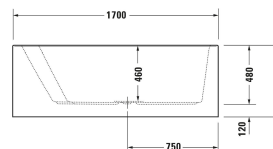
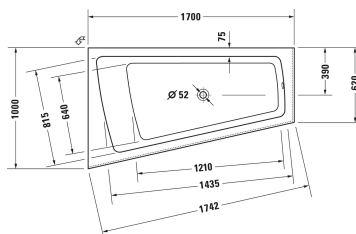



Paiova Whirltub # 760264000AS0000 / 760264000CE1000 / 760264000CP1000 / 760264000JS1000

|< 1700 mm >|



Whirltub	Dimension	Weight	Order number
Trapezoidal, 1700x1000 mm, Installation, Seamless acrylic panel, White, Sanitary acrylic, Number of backrests: 1, Incl. support frame, Incl. waste and overflow, Waste outlet position: Middle, Overflow position: Middle, Capacity: 170 l, Internal depth: 460 mm			
Colors			
00 White Alpin			
Variant			
Air-System, 50 Hz, Protection type: IPX5		59.500 kg	760264000AS0000
Combi-System E, 50 Hz, Protection type: IPX5		79.500 kg	760264000CE1000
Combi-System P, 50 Hz, Protection type: IPX5		72.500 kg	760264000CP1000
Jet-System, 50 Hz, Protection type: IPX5		63.000 kg	760264000JS1000
Suitable setting for Combi-System E, 50 Hz, Protection type: IPX5			
Bathtub anchors	100 x 30 mm	0.63 kg	790103
Waste and overflow with inlet Base inlet, Quadroval, Bowden cable length: 940 mm, Diameter waste plug: 52 mm	730 x 80 mm	0 kg	791231
Tub heating	0 x 0 mm	1.5 kg	791882
Waste and overflow with inlet Tub filler, Quadroval, Bowden cable length: 1100 mm, Diameter waste plug: 52 mm	730 x 80 mm	0.8 kg	791207
Suitable products			
Headrest White, 300 x 55 mm	300 x 55 mm		790001
Tile flange , 3300 x 4 mm	3300 x 4 mm		790126
Tub handle Chrome, 311 x 56 mm	311 x 56 mm		792804

All drawings contain the necessary measurements which are subject to standard tolerances. They are stated in mm and are non-binding. Exact measurements, in particular for customised installation scenarios, can only be taken from the finished piece.