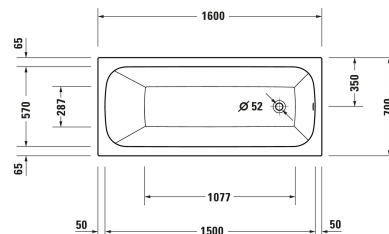
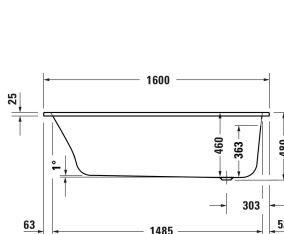



**Qatego Whirltub # 760610000AS0000 / 760610000CE1000 /
760610000CP1000 / 760610000JS1000**

|< 1600 mm >|



Whirltub	Dimension	Weight	Order number
Rectangular, 1600x700 mm, Installation, White, Sanitary acrylic, Number of backrests: 1, Incl. support frame, Incl. waste and overflow, Capacity: 225 l			
Colors			
00 White Alpin			
Variant			
Air-System		33.500 kg	760610000AS0000
Combi-System E		53.500 kg	760610000CE1000
Combi-System P		46.800 kg	760610000CP1000
Jet-System		37.500 kg	760610000JS1000
Suitable setting for Combi-System E			
Tub heating	0 x 0 mm	1.5 kg	791882
Waste and overflow with inlet Tub filler, Quadroval, Bowden cable length: 750 mm, Diameter waste plug: 52 mm	400 x 80 mm	0 kg	791206
Bathtub anchors	100 x 30 mm	0.63 kg	790103
Suitable products			
Tile flange , 3300 x 4 mm	3300 x 4 mm		790126
Tub handle Chrome, 311 x 56 mm	311 x 56 mm		792804

All drawings contain the necessary measurements which are subject to standard tolerances. They are stated in mm and are non-binding. Exact measurements, in particular for customised installation scenarios, can only be taken from the finished piece.