

Manhattan, Wave

Instructions for mounting and use

安装和操作说明

Free-standing bath mixer

单把落地式浴缸龙头

MH5250 000C, # WA5250 000C





These instructions are part of the Duravit product and must be read carefully and kept available at all times.

Target readership and qualifications

The product may only be installed by a qualified plumber.

Explanation of the symbols



Link to the mounting instructions in this section



Prompt to wear gloves



Optional settings

Technical data

Operating pressure	max. 1.0 MPa
Recommended	0.1 - 0.5 MPa
Test pressure	1.6 MPa
1 MPa = 10 bar = 145 PSI	
Hot water temperature	max. 60 °C

Safety instructions

Cut and crushing injuries

- > Wear gloves when installing the product.

Product and/or property damage

- > Observe the local installation regulations and any country-specific standards at all times.
- > Equalise pressure differences between cold and hot water connections.
- > Observe the manufacturer's instructions for installation with continuous flow heaters.

Mounting instructions

Mounting the basic body

- > Before mounting the single lever bath mixer, mount the basic set # GK5900 008C; see Duravit instructions MAL # 70300260.

2 Using silicone without acetic acid

- > Use alkoxy-based silicone.



该说明是 Duravit 产品的组成部分, 必须仔细阅读并随时可用。

目标群体及资质

产品只能由经过培训的水暖工安装。

标志说明



请参阅本章中的安装说明



要求戴手套



可选设置

技术数据

运行压力	最大 1.0 MPa
建议	0.1 - 0.5 MPa
检测压力	1.6 MPa
1 MPa = 10 bar = 145 PSI	
热水温度	最高 60 °C

安全提示

切割和挤压伤

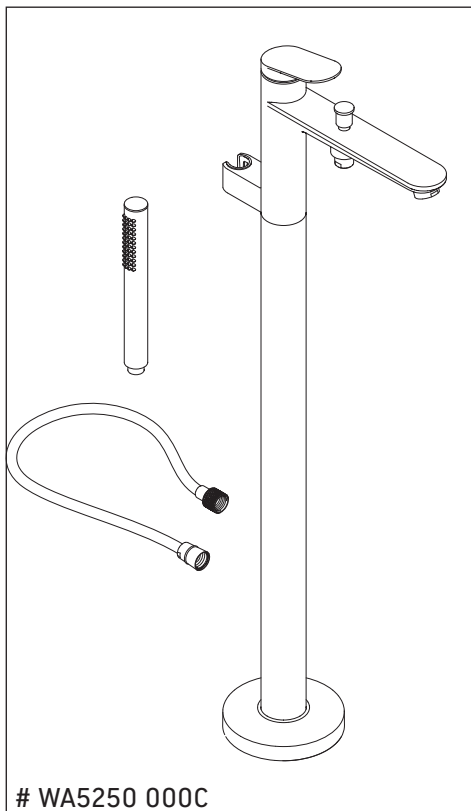
- > 安装时佩戴手套。
- 产品和/或财产损失
- > 完全遵守当地供电公司的安装规定及相关国家标准。
 - > 补偿热水管和冷水管之间的压力差。
 - > 安装连续直通式热水器, 请遵循制造商说明。

安装提示

安装底座

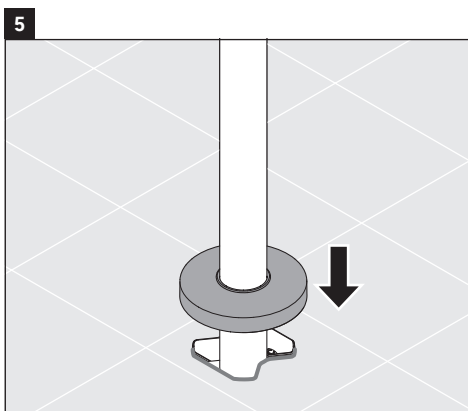
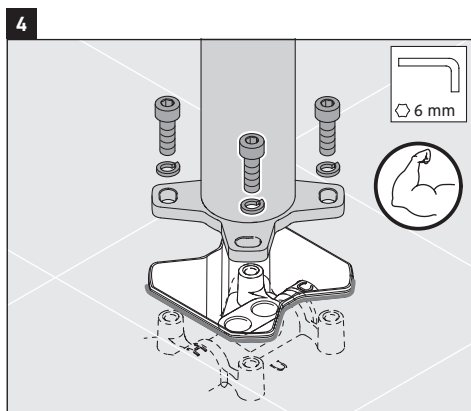
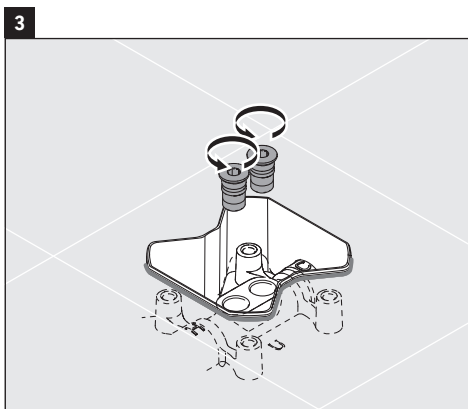
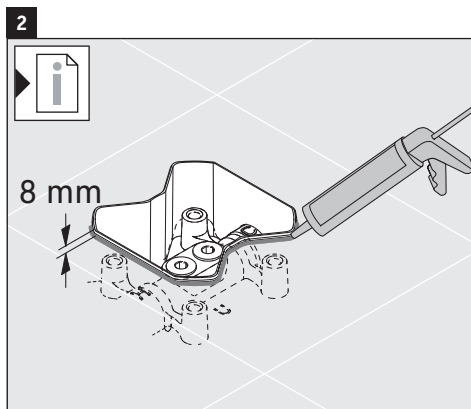
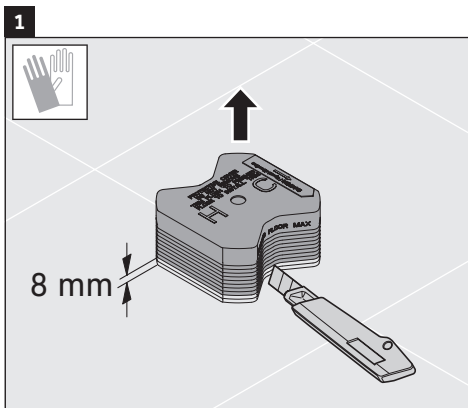
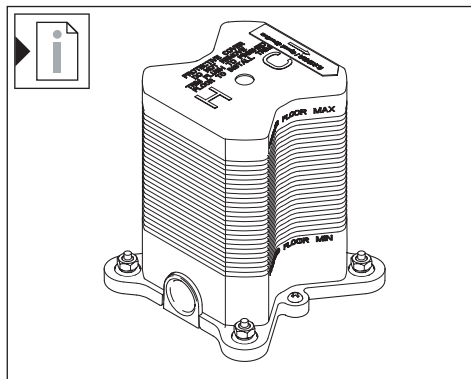
- > 安装单把浴缸龙头基座
GK5900 008C 前, 参阅 Duravit 说明 MAL # 70300260。

- 2** 使用不含乙酸的硅酮
- > 使用烷氧基硅酮。



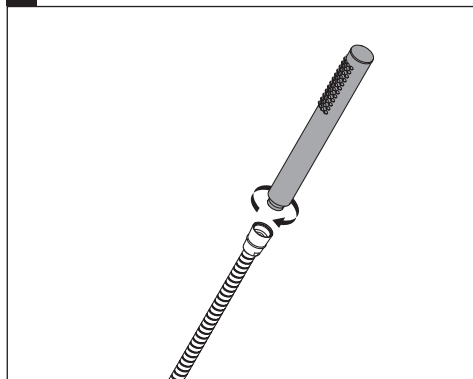


GK5900 008C

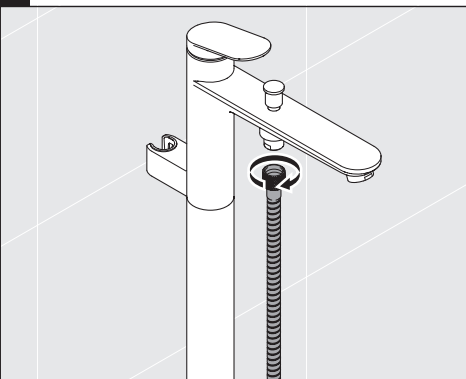


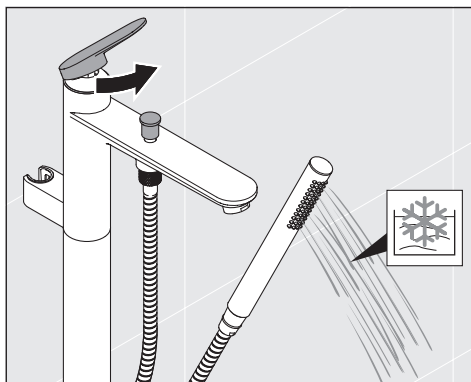
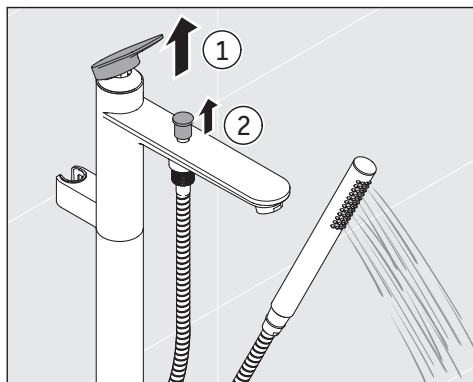
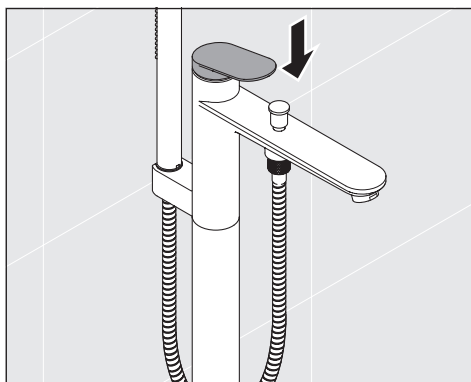
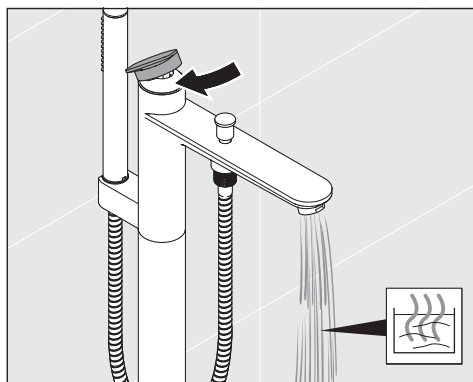
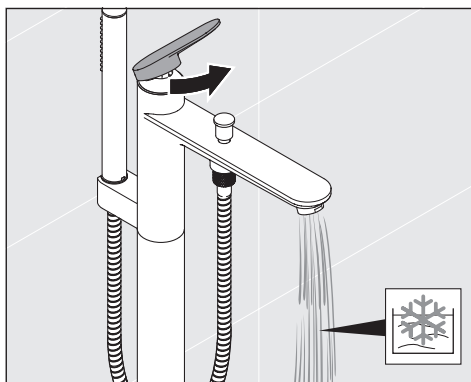
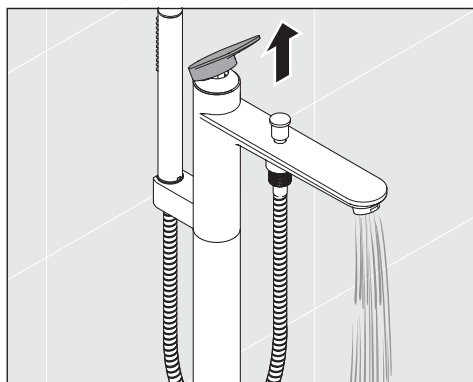


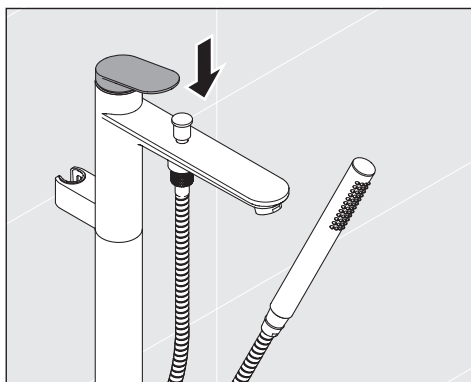
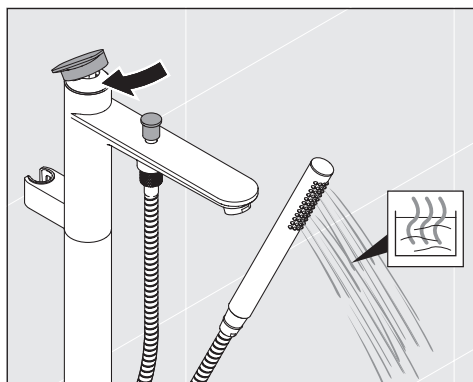
6

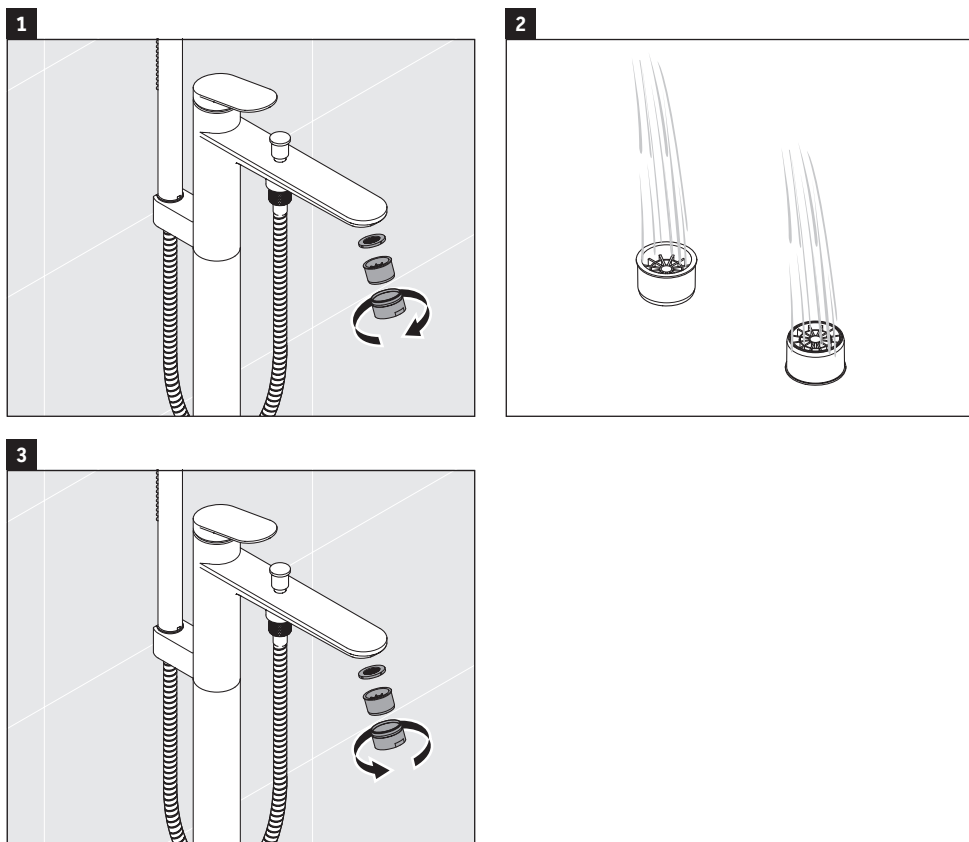


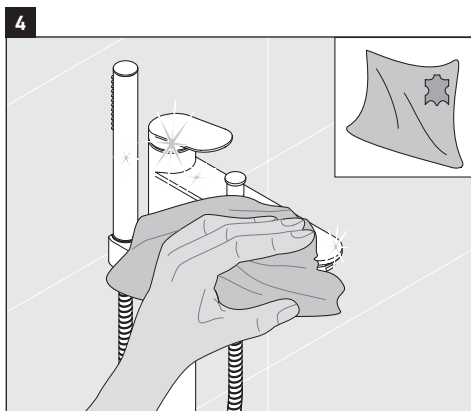
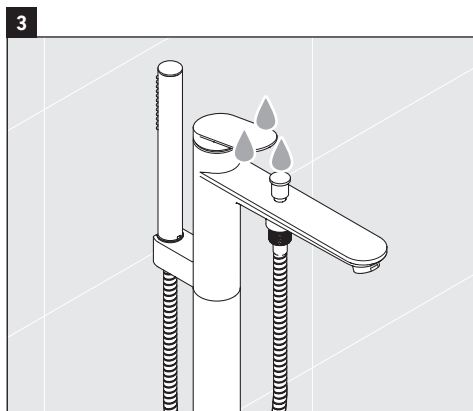
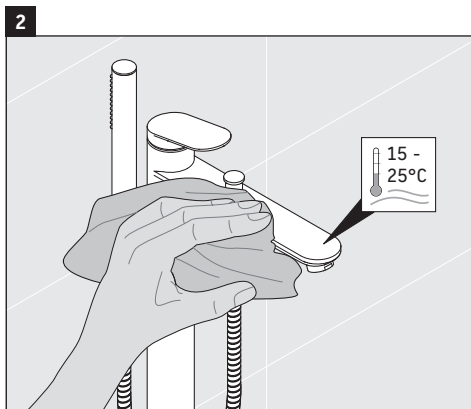
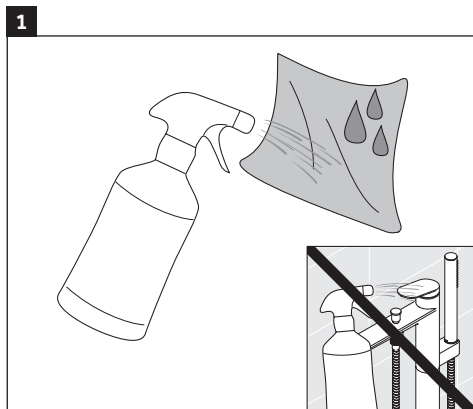
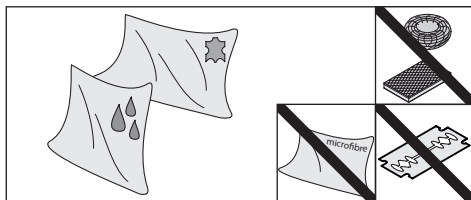
7











DURAVIT AG
P.O. Box 240
Werderstr. 36
78132 Hornberg
Germany
Phone +49 78 33 70 0
Fax +49 78 33 70 289
info@duravit.com
www.duravit.com

