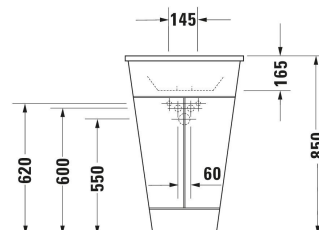
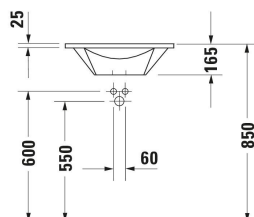
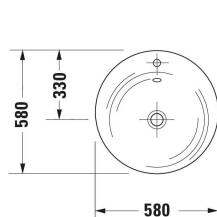


## Starck 1 Built-in basin # 0406580000

| < Ø 580 mm > |



Built-in basin	Dimension	Weight	Order number
Washbasin version: Installation, 580x580 mm, Tap hole platform: Yes, Overflow: Yes, Type of mounting: counter top			
<b>Colors</b>			
00 White Alpin			
<b>Variant</b>			
● White High Gloss, Number of faucet holes per wash area: 1		12.600 kg	0406580000
<b>Infobox</b>			
Washbasin has to be installed with Duravit furniture			
Sanitary ceramics with the special WonderGliss surface finish will remain clean and attractive-looking for a long time to come. When ordering WonderGliss please add a "1" as eleventh digit to the model number.			
<b>Accessory</b>			
Push-open waste Suitable for washbasin with overflow, Ø 63,5 mm	Ø 63.5 mm	0.35 kg	005052
Siphon	310 x 115 mm	0.32 kg	005026
<b>Suitable products</b>			
Vanity unit floorstanding Number of doors: 2, Handle Chrome, Automatic door hinge with damping, Interior lighting: Optional, Necessary articles: Built-in basin Starck 1 # 040658, 560 x 560 mm	560 x 560 mm		S19520
<b>Recommended faucets</b>			
single lever basin mixer M Ceramic cartridge, Height: 175 mm, Spout reach: 113 mm, Connection type for water supply connection: Flexible connecting hoses, Dimension of connection hose: 3/8", Spray mode: Normal spray, Aerator adjustable, recommended operating pressure: 1 - 5 bar, Noise class: I, 143 x 40 mm	143 x 40 mm		C11020001

## Starck 1 Built-in basin # 0406580000

| < Ø 580 mm > |

single lever basin mixer M Chrome, Ceramic cartridge, Height: 165 mm, Spout reach: 138,5 mm, Connection type for water supply connection: Flexible connecting hoses, Dimension of connection hose: 3/8", Spray mode: Normal spray, Aerator adjustable, Temperature limit adjustable, recommended operating pressure: 1 - 5 bar, Noise class: I, 175 x 42 mm	175 x 42 mm	B21020001
single lever basin mixer L Ceramic cartridge, Height: 262 mm, Spout reach: 136 mm, Connection type for water supply connection: Flexible connecting hoses, Dimension of connection hose: 3/8", Spray mode: Normal spray, Aerator adjustable, recommended operating pressure: 1 - 5 bar, Noise class: I, 166 x 40 mm	166 x 40 mm	C11030001
single lever basin mixer Ceramic cartridge, Height: 74 mm, Connection type for water supply connection: Basic Set, Spray mode: Normal spray, Aerator adjustable, Including trim parts, recommended operating pressure: 1 - 5 bar, Noise class: I, Unified Water Label (UWL) Class: 1, 173 x 174 mm	173 x 174 mm	C11070003
single lever basin mixer Ceramic cartridge, Height: 74 mm, Connection type for water supply connection: Basic Set, Spray mode: Normal spray, Aerator adjustable, Including trim parts, recommended operating pressure: 1 - 5 bar, Noise class: I, Unified Water Label (UWL) Class: 1, 173 x 225 mm	173 x 225 mm	C11070004
2 Hole basin mixer electronic M Height: 157 mm, Spout reach: 148 mm, Temperature control: Ceramic cartridge, Aerator adjustable, Connection type for water supply connection: Flexible connecting hoses, Dimension of connection hose: 3/8", Temperature limit adjustable, Flow rate (3 bar): 5 l/min, Adjustable water run time, Hygienic flush, Spray mode: Normal spray, Incl. spout, Incl. control unit, Incl. operating unit, Operation type: Controller, without pop-up waste set, Electronic control: power supply, Protection type: IPX4, 198 x 45 mm	198 x 45 mm	D11100008
2 Hole basin mixer electronic M Height: 157 mm, Spout reach: 148 mm, Temperature control: Ceramic cartridge, Aerator adjustable, Connection type for water supply connection: Flexible connecting hoses, Dimension of connection hose: 3/8", Temperature limit adjustable, Flow rate (3 bar): 5 l/min, Adjustable water run time, Hygienic flush, Spray mode: Normal spray, Incl. spout, Incl. control unit, Incl. operating unit, Operation type: Controller, without pop-up waste set, Electronic control: power supply, Protection type: IPX4, 198 x 45 mm	198 x 45 mm	D11100007
2 Hole basin mixer M Height: 157 mm, Spout reach: 148 mm, Temperature control: Ceramic cartridge, Aerator adjustable, Connection type for water supply connection: Flexible connecting hoses, Dimension of connection hose: 3/8", Flow rate (3 bar): 5 l/min, Spray mode: Normal spray, Operation type: Mechanical, without pop-up waste set, 198 x 45 mm	198 x 45 mm	D11120002
2 Hole basin mixer M Height: 157 mm, Spout reach: 148 mm, Temperature control: Ceramic cartridge, Aerator adjustable, Connection type for water supply connection: Flexible connecting hoses, Dimension of connection hose: 3/8", Flow rate (3 bar): 5 l/min, Spray mode: Normal spray, Operation type: Mechanical, without pop-up waste set, 198 x 45 mm	198 x 45 mm	D11120009

All drawings contain the necessary measurements which are subject to standard tolerances. They are stated in mm and are non-binding. Exact measurements, in particular for customised installation scenarios, can only be taken from the finished piece.